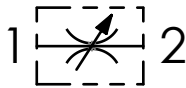




Hydraulic circuit



Ordering code

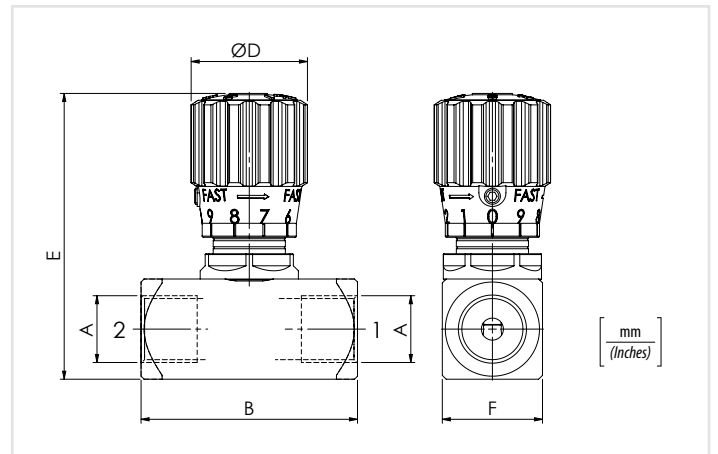
01	02
STB	

01	Bidirectional flow control valves	STB	
02	Size	BSPP 1/8	180
		BSPP 1/4	140
		BSPP 3/8	380
		BSPP 1/2	120
		BSPP 3/4	340
		BSPP 1	100
		BSPP 1-1/4	114
		BSPP 1-1/2	112

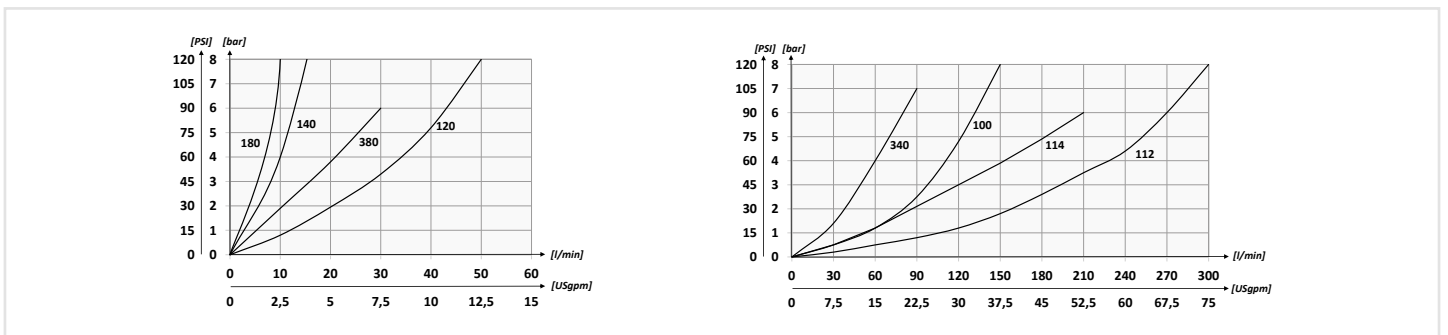
Technical data

Mineral oil	ISO 6743/4 (DIN 51524)		
Oil viscosity	15-250 mm ² /s (15 to 250 cSt)		
Max contamination index with filter	ISO 4406:1999 Classe 19/17/14		
/Oil temperature	-20°C +80°C	-4°F + 176°F	
/Ambient temperature	-20°C +50°C	-4°F + 122°F	

It is necessary a filter use to protect the valve (advised filtration 15 µm)



Performances



Technical characteristics

Type	A	Max flow (USgpm)	Max pressure (PSI)	B	D	E	F	Approx weight (lb)
STB180	BSPP 1/8	10 (2.6)	400 (5800)	44 (1.73)	20 (0.79)	53 (2.09)	20 (0.79)	0,15 (0.33)
STB140	BSPP 1/4	15 (4)		54 (2.13)	30 (1.18)	71,5 (2.81)	25 (0.98)	0,29 (0.70)
STB380	BSPP 3/8	30 (7.9)		64 (2.52)	33 (1.30)	72 (2.83)	30 (1.18)	0,45 (1)
STB120	BSPP 1/2	50 (13.2)		81 (3.19)	42 (1.65)	94 (3.70)	40 (1.57)	1,02 (2.25)
STB340	BSPP 3/4	80 (21.1)	350 (5075)	102 (4.01)	53 (2.09)	99 (3.90)	45 (1.77)	1,38 (3.04)
STB100	BSPP 1	150 (39.6)				121,5 (4.78)	55 (2.17)	2,2 (4.8)
STB114	BSPP 1-1/4	200 (52.8)				131,5 (5.18)	65 (2.56)	3 (6.6)
STB112	BSPP 1-1/2	300 (79.2)						